



領冠电源 调光专家 随“芯”所调 客户至上!

Bluetooth Control LED Drivers—LKAD069D-W

—产品特性/Feature—

- 200-240VAC (50/60Hz) 输入 / 100-240VAC (50/60Hz) Input
- 集成蓝牙通讯接口，自主研发APP控制软件/Integrate Bluetooth communication interface with indepetant R&D APP.
- 高效率、高功率因素，稳定性好/ Hight efficiency, high PF, good steady;
- 短路保护，过流保护，过压保护/ short circuit/over load/over current/ ;
- 调光流畅，兼容性好/smooth dimming, good compatibility
- 自然风冷/ cooling by free air convection;
- 100%满载老化测试/ 100% full load burn-in test;
- 独立外置，Class II 恒流类型/ independent, Class II constant current type;
- 防护等级 IP20/ degree of protection IP20;
- 适用于面板灯/天花灯/筒灯等照明应用/ suitable for LED lighting, ceiling light, down light and panel light;
- 3年质保期/ 3 years warranty.



产品参数/Specification

Model	LKAD069D-W	
输入 Input	AC电压范围/AC Voltage range	200-240V
	频率/Frequency	50/60hz
	谐波/THD	/
	功率因数/Power factor	0.96/230Vac
输出 Output	额定电压/Rated voltage	40V
	空载电压/No-load Voltage	48V
	DC电压范围/DC voltage range	20-42V
	DC电流范围/DC current range	1450-1500mA
	电流精度/Current precision	(+/-) 3%
	额定功率/Rated power	60W
	输入纹波/Output ripple	<200mV
开机延时/Setup Time	≤0.5s/230VAC	
使用环境 Environment Requirements	工作温度/湿度要求 Operating Temp./RH	-30~+45℃/20~95%
	储存温度, 湿度要求 Storage Temp./RH	-40~+80℃/10~95%
安全和电磁兼容	认证编号/Certificate	IEC61347-2-13 EN6147-2-13
		EN55015
		Fcc Part15B
其他	尺寸/Size	185 (L) X55 (W) X37 (H) mm
	重量/Net weight	/

测试数据/Test data

输入电压 Input voltage (Vac)	输入电流 Input current (mA)	输入功率 Input power (W)	功率因数 PF	输出电压 Output voltage (Vdc)	输出电流 Output current (mA)	输出功率 Output Power (W)	转换效率 Efficiency (%)
200V	346.10	69.35	0.975	42.00	1498	62.92	90.72%
	300.00	59.60	0.971	36.00	1498	53.93	90.48%
	253.50	50.12	0.964	30.00	1496	44.88	89.55%
230	311.60	69.36	0.964	42.00	1498	62.92	90.71%
	267.70	59.67	0.959	36.00	1495	53.82	90.20%
	227.90	50.20	0.947	30.00	1497	44.91	89.46%
265	274.60	69.38	0.948	42.00	1498	62.92	90.68%
	239.10	59.65	0.935	36.00	1498	53.93	90.41%
	205.40	50.25	0.917	30.00	1496	44.88	89.31%

手机APP控制/ APP Control

- BLE Mesh 无线蓝牙通讯技术/**BLE Mesh wireless bluetooth communication technology**
- 下载安装APP后，对电源进行控制/**Download and install APP to control the driver;**
- APP调光、调色温/**Brightness and color temperature adjusting by APP;**
- 支持各种场景功能/**Many scenes mode inside for option;**
- 最大可支持255个灯的同时接入/**Maximum connect quantity can be up to 255 lamps;**
- 自定义控制策略/**Customize Control Strategy**

APP下载



APP Download

遥控器控制(额外选购)/Remote Controller(Additional purchase)

- BLE Mesh 无线蓝牙通讯技术/**BLE Mesh wireless bluetooth communication technology;**
- 符合蓝牙规范，使用简便/**Compliance with Bluetooth rule, user-friendly contr**
- 易组网，低功耗/**Easy to build the network,low power dissipation;**
- 出色稳定的抗干扰性/**Excellent and stablish anti-interference ability;**
- 可以手机直接通讯/**Available to link with smartphone directly;**
- 可连接到智能家居生态系统/**Available to link with intelligent housing system.**

遥控器



Remote Controller

遥控面板(额外选购)/Remote Panel(Additional purchase)

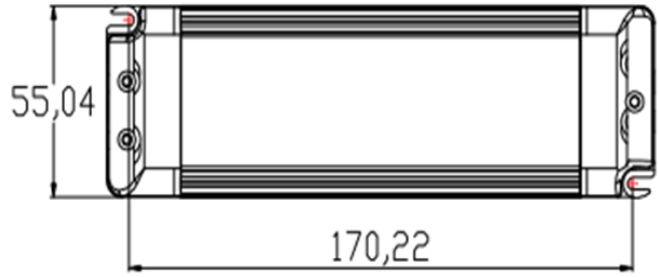
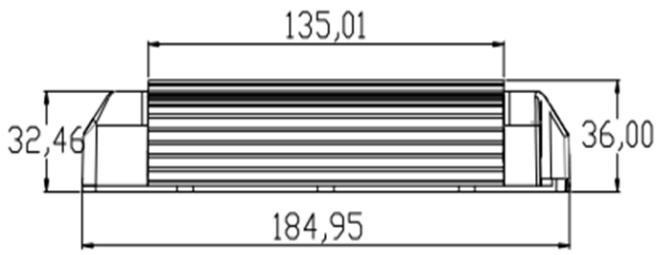
- 先进的无线通讯技术/**Advance wireless communication technology;**
- 符合无线协议规范，使用简便/**Compliance with wireless protocol rule, user-friendly con**
- 易组网，低功耗/**Easy to build the network,low power dissipation;**
- 出色稳定的抗干扰性/**Excellent and stablish anti-interference ability;**
- 可以手机直接通讯/**Available to link with smartphone directly;**
- 可连接到智能家居生态系统/**Available to link with intelligent housing system.**

遥控面板

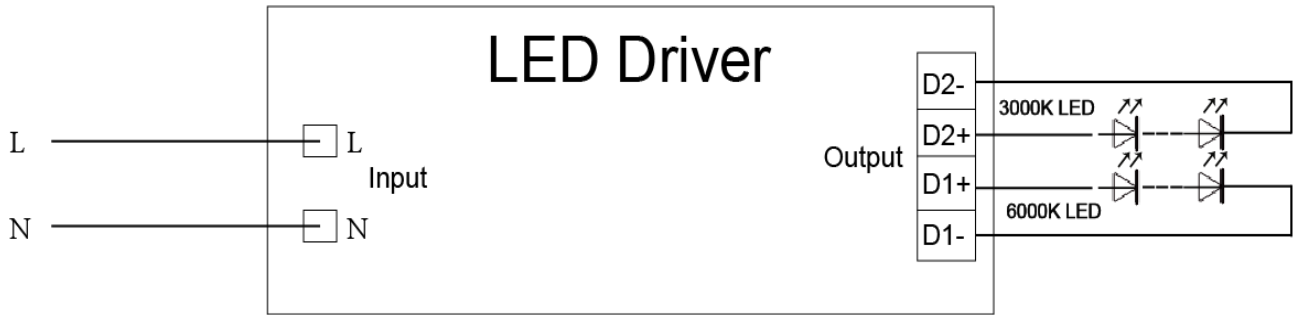


Remote Panel

产品尺寸图/ Product Size Diagram



产品接线示意图/ Product Connection Diagram



使用指导/Operating Indication

本产品输入端有个输入线压线盖，用十字螺丝刀松开盖上螺丝，拿开线盖，露出输入端子，接交流火线L 和零线N。输出端子按产品标识接线，注意正负极。

There is a wire pressing cover at the end of the input side ,scrw out the screw in the cover by a cross screwdriver,move away the cover and you will see the connector for "L" for live line and "N" for zero line.Connectors for output should wiring base on the symbol, please pay attention on positive and negative.

备注/Note:

- 所有没提及到的参数都是在230V输入，额定负载和在周围温度为25℃的情况下测试的；
All parameters NOT specially mentioned are measured at 230VAC input, rated load and 25 of ambient temperature;
- 本驱动电源是作为一个部件与最终的设备结合进行操作的。因为EMC的性能在电源完全安装后会受到影响，因此最终设备制造商在完成安装后必须重新获取EMC指示认定。
The LED driver is considered as a component that will be operated in combination with final equipment. Since EMC performance will be affected by the complete installation, the final equipment manufacturers must re-qualify EMC Directive on the complete installation again.
- 可以直接与LEDs连接，但不适宜与额外的驱动电源使用；
Direct connecting to LEDs is suggested, but is not suitable for using additional drivers.
- 为了满足在灯具安装中最后的Erp校准要求，本驱动电源只能在一个不是永久地连接在交流干线的开关后面使用。
To fulfill requirements of the latest ErP regulation for lighting fixtures, this LED power supply can only be used behind a switch without permanently connect to the mains.

东莞市领冠半导体照明有限公司

Dongguan Linkuan Semiconductor Lighting Co.,Ltd

地 址：广东省东莞市万江区大莲塘工业区3号
Address: NO.3 Building, Daliantang Industrial Park,
Wanjiang District,Dongguan,Guangdong,China
Tel:+86-769-23129651 Fax:+86-23129652